

Introductory sub-table (I)(a)

Name of the Company: INDIA MOTOR PARTS & ACCESSORIES LIMITED			
Scrip Code, Name of the scrip, class of security: IMPAL, EQUITY			
Quarter ended: 30th June 2012			
Partly paid-up shares:-	No. of partly paid-up shares	As a % of total no. of partly paid-up shares	As a % of total no. of shares of the company
Held by promoter/promoter group	0	0	0
Held by public	0	0	0
Total	0	0	0
Outstanding convertible securities:-	No. of outstanding securities	As a % of total no. of outstanding convertible securities	As a % of total no. of shares of the company, assuming full conversion of the convertible securities
Held by promoter/promoter group	0	0	0
Held by public	0	0	0
Total	0	0	0
Warrants:-	No. of warrants	As a % of total no. of warrants	As a % of total no. of shares of the company, assuming full conversion of warrants
Held by promoter/promoter group	0	0	0
Held by public	0	0	0
Total	0	0	0
Total paid-up capital of the company, assuming full conversion of warrants and convertible securities		4159800	


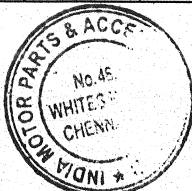
For INDIA MOTOR PARTS & ACCESSORIES LIMITED

[Signature]
Company Secretary




Statement Showing Shareholding Pattern

Category code	Category of Shareholder	Number of Shareholders	Table (I)(a)		Total shareholding as a percentage of total number of shares		Shares Pledged or otherwise encumbered	
			Total number of shares	Number of shares held in dematerialized form	As a percentage of (A+B) ¹	As a percentage of (A+B+C)	Number of shares	As a percentage
			(IV)	(V)	(VI)	(VII)	(VIII)	(IX)= (VIII)/(IV)*100
(A)	Shareholding of Promoter and							
1	Indian							
(a)	Individuals/ Hindu Undivided Family	30	302920	302920	7.28	7.28	0	0.00
(b)	Central Government/ State Government(s)	0	0	0	0.00	0.00	0	0.00
(c)	Bodies Corporate	9	966716	966716	23.24	23.24	0	0.00
(d)	Financial Institutions/ Banks	0	0	0	0.00	0.00	0	0.00
(e)	Any Others(Specify)	0	0	0	0.00	0.00	0	0.00
							0	
	Sub Total(A)(1)	39	1269636	1269636	30.52	30.52	0	0.00
2	Foreign							
a	Individuals (Non-Residents Individuals/ Foreign Individuals)	1	656	656	0.02	0.02	0	0.00
b	Bodies Corporate	0	0	0	0.00	0.00	0	0.00
c	Institutions	0	0	0	0.00	0.00	0	0.00
d	Qualified Foreign Investor	0	0	0	0.00	0.00	0	0.00
e	Any Others(Specify)	0	0	0	0.00	0.00	0	0.00
	Sub Total(A)(2)	1	656	656	0.02	0.02	0	0.00
	Total Shareholding of Promoter	40	1270292	1270292	30.54	30.54	0	0.00
(B)	Public shareholding							
1	Institutions							
(a)	Mutual Funds/ UTI	0	0	0	0.00	0.00	0	0.00
(b)	Financial Institutions / Banks	0	0	0	0.00	0.00	0	0.00
(c)	Central Government/ State Government(s)	0	0	0	0.00	0.00	0	0.00
(d)	Venture Capital Funds	0	0	0	0.00	0.00	0	0.00
(e)	Insurance Companies	0	0	0	0.00	0.00	0	0.00
(f)	Foreign Institutional Investors	3	208219	208219	5.01	5.01	0	0.00
(g)	Foreign Venture Capital Investors	0	0	0	0.00	0.00	0	0.00
(h)	Qualified Foreign Investor	0	0	0	0.00	0.00	0	0.00
(i)	Any Other (specify)	0	0	0	0.00	0.00	0	0.00
	Sub-Total (B)(1)	3	208219	208219	5.01	5.01	0	0.00





B 2	Non-institutions							
(a)	Bodies Corporate	103	819952	782330	19.71	19.71	0	0.00
(b)	Individuals				0.00	0.00		
I	Individuals -i. Individual shareholders holding nominal share capital up to Rs 1 lakh	6171	1608044	1086825	38.66	38.66	0	0.00
II	ii. Individual shareholders holding nominal share capital in excess of Rs. 1 lakh.	12	197872	123032	4.76	4.76	0	0.00
(c)	Qualified Foreign Investor	0	0	0	0.00	0.00	0	0.00
(d)	Any Other (specify)				0.00	0.00		
(d-i)	Clearing Members	9	521	521	0.01	0.01	0	0.00
(d-ii)	Hindu Undivided Families	87	26297	26297	0.63	0.63	0	0.00
(d-iii)	Non Resident Indians	46	28403	11887	0.68	0.68	0	0.00
(d-iv)	Trusts	1	200	200	0.00	0.00	0	0.00
	Sub-Total (B)(2)	6429	2681289	2031092	64.46	64.46	0	0.00
(B)	Total Public Shareholding (B)= (B)(1)+(B)(2)	6432	2889508	2239311	69.46	69.46	0	0.00
	TOTAL (A)+(B)	6472	4159800	3509603	100.00	100.00	0	
(C)	Shares held by Custodians and against which Depository Receipts have been issued							0.00
1	Promoter and Promoter Group	0	0	0	0	0.00	0	0.00
2	Public	0	0	0	0	0.00	0	0.00
	Sub-Total (C)	0	0	0	0	0	0	0.00
	GRAND TOTAL (A)+(B)+(C)	6472	4159800	3509603		100.00	0	0.00



(I)(b) Statement showing holding of securities (including shares, warrants, convertible securities) of persons belonging to the category "Promoter and Promoter Group"


Sr. No.	Name of the shareholder	Details of Shares held		Encumbered shares (*)			Details of warrants		Details of convertible securities		Total shares (including underlying shares assuming full conversion of warrants and convertible securities) as a % of diluted share capital
		Number of shares held	As a % of grand total (A)+(B)+(C)	No.	As a percentage	As a % of grand total (A)+(B)+(C) of sub-clause (I)(a)	Number of warrants held	As a % of total number of warrants of the same class	Number of convertible securities held	As a % of total number of convertible securities of the same class	
(I)	(II)	(III)	(IV)	(V)	(VI)=(V)/(III)*100	(VII)	(VIII)	(IX)	(X)	(XI)	(XII)
1	T V SUNDRAM IYENGAR AND SONS LIMITED	909716	21.87	0	0.00	0.00	0	0	0	0	21.87
2	S RAM	57584	1.38	0	0.00	0.00	0	0	0	0	1.38
3	SRIKANTH RAMANUJAM	28624	0.69	0	0.00	0.00	0	0	0	0	0.69
4	SILVER OAK HOLDINGS PRIVATE LIMITED	28000	0.67	0	0.00	0.00	0	0	0	0	0.67
5	ARJUN RANGARAJAN	24437	0.59	0	0.00	0.00	0	0	0	0	0.59
6	NIVEDITA RAM	23257	0.56	0	0.00	0.00	0	0	0	0	0.56
7	GITA RAM	23048	0.55	0	0.00	0.00	0	0	0	0	0.55
8	SRIKANTH RAMANUJAM	22655	0.54	0	0.00	0.00	0	0	0	0	0.54
9	RAGHUVAMSA HOLDINGS PRIVATE LIMITED	16000	0.38	0	0.00	0.00	0	0	0	0	0.38
10	S. VIJI	15626	0.38	0	0.00	0.00	0	0	0	0	0.38
11	SRIRAM VIJI	14258	0.34	0	0.00	0.00	0	0	0	0	0.34
12	HARSHA VIJI	14257	0.34	0	0.00	0.00	0	0	0	0	0.34
13	SRIVATS RAM	14206	0.34	0	0.00	0.00	0	0	0	0	0.34
14	CHITRA VIJI	13252	0.32	0	0.00	0.00	0	0	0	0	0.32
15	S. RAM	9950	0.24	0	0.00	0.00	0	0	0	0	0.24
16	PREMA RAMNUJAM	9542	0.23	0	0.00	0.00	0	0	0	0	0.23
17	S. VIJI	7156	0.17	0	0.00	0.00	0	0	0	0	0.17
18	DAYA AMBIRAJAN	4344	0.10	0	0.00	0.00	0	0	0	0	0.10
19	CHITRA VIJI	4000	0.10	0	0.00	0.00	0	0	0	0	0.10
20	ALLEGRO HOLDINGS PRIVATE LIMITED	4000	0.10	0	0.00	0.00	0	0	0	0	0.10
21	VIJAYA RANGARAJAN	3644	0.09	0	0.00	0.00	0	0	0	0	0.09



(I)(c)(i) Statement showing holding of securities (including shares, warrants, convertible securities) of persons belonging to the category "Public" and holding more than 1% of the total number of shares


Sr. No.	Name of the shareholder	Number of shares held	Shares as a percentage of total number of shares {i.e., Grand Total (A)+(B)+(C) indicated in Statement at para (I)(a) above}	Details of warrants		Details of convertible securities		Total shares (including underlying shares assuming full conversion of warrants and convertible securities) as a % of diluted share capital
				Number of warrants held	As a % total number of warrants of the same class	Number of convertible securities held	% w.r.t total number of convertible securities of the same class	
1	SUNDARAM FINANCE LIMITED	735392	17.68	0	0	0	0	17.68
2	EAST SAIL	158499	3.81	0	0	0	0	3.81
TOTAL		893891	21.49	0	0	0	0	21.49

Dayal



(I)(c)(ii) Statement showing holding of securities (including shares, warrants, convertible securities) of persons (together with PAC) belonging to the category "Public" and holding more than 5% of the total number of shares of the company

Sr. No.	Name(s) of the shareholder(s) and the Persons Acting in Concert (PAC) with them	Number of shares	Shares as a percentage of total number of shares {i.e., Grand Total (A)+(B)+(C) indicated in Statement at para (I)(a) above}	Details of warrants		Details of convertible securities		Total shares (including underlying shares assuming full conversion of warrants and convertible securities) as a % of diluted share capital
				Number of warrants	As a % total number of warrants of the same class	Number of convertible securities held	% w.r.t total number of convertible securities of the same class	
1	SUNDARAM FINANCE LIMITED	735392	17.68	0	0	0	0	17.68
TOTAL		735392	17.68	0	0	0	0	17.68



(III) (a) Statement showing voting pattern of shareholders, if more than one class of shares / securities is issued by the issuer							
Category code	Category of shareholder	Number of voting Rights each class of securities			Total Voting Rights	Total Voting rights i.e. (VI)	
		Class X EQUITY	Class Y	Class Z		As a percentage of (A+B)	As a percentage of (A+B+C)
(I)	(II)	(III)	(IV)	(V)	(VI)	(VII)	(VIII)
		(NOT APPLICABLE)					

For INDIA MOTOR PARTS & ACCESSORIES LIMITED

[Signature]
Company Secretary

