

HOLDING OF SPECIFIED SECURITIES (SHARE HOLDING PATTERN)
(As per Regulation 31(1)(b) of SEBI (LODR) Regulations, 2015)

Annexure - I

- 1 Name of Listed Entity : INDIA MOTOR PARTS & ACCESSORIES LTD
- 2 Scrip Code / Name of Scrip / Class of security : IMPAL / Equity
- 3 Share Holding Pattern Filed under : Reg.31(1)(b) Quarter Ending as on 31.03.2018
- 4 **Declaration:** The Listed entity is required to submit the following declaration to the extent of submission of information:-

Particulars :-	Remarks
1 Whether the Listed Entity has issued any partly paid up shares ?	No
2 Whether the Listed Entity has issued any convertible securities or Warrants ?	No
3 Whether the Listed Entity has any shares against which depository receipts are issued ?	No
4 Whether the Listed Entity has any shares in locked -in ?	No
5 Whether any shares held by promoters are pledge or otherwise encumbered ?	No




Table I - Summary Statement holding of specified securities

Category of shareholder (II)	Nos. of shareholders (III)	No. of fully paid up equity shares held (IV)	No. of partly paid-up equity shares held (V)	No. of shares underlying Depository Receipts (VI)	Total nos. shares held (VII) = (IV)+(V)+(VI)	Shareholding as a % of total no. of shares (calculated as per SCRR, 1957) (VIII) As a % of (A+B+C2)	Number of voting rights held in each class of securities (IX)				No of shares Underlying Outstanding convertible securities (including Warrants) (X)	Shareholding, as a % assuming full conversion of convertible securities (as a % of diluted share capital) (XI) = (VII)+(X) As a % of (A+B+C2)	Number of Locked in shares (XII)		Number of shares pledged or otherwise encumbered (XII)	Number of equity shares held in dematerialized form (XIV)	
							Class eg: X	Class eg: Y	total	Total as a % of (A+B+C)			No. (a)	As a % of total shares held (b)			No. (a)
Promoter & Promoter Group	33	2555446	0	0	2555446	30.72	2555446	0	2555446	30.72	0	0	0	0	NA	2555446	
Public	7532	5764129	0	0	5764129	69.28	5764129	0	5764129	69.28	0	0	0	0	NA	5011909	
Non Promoter - Non Public	0	0	0	0	0	0	0	0	0	0.00	0	0	0	0	NA	0	
Shares underlying DRs	-	-	-	-	NA	-	-	-	-	-	-	-	-	-	NA	-	
Shares held by Employee Trusts	-	-	-	-	-	-	-	-	-	-	-	-	-	-	NA	-	
Total	7565	8319575	0	0	8319575	100.00	8319575	0	8319575	100.00	0	0	0	0	0	7567355	







Table II - Statement showing shareholding pattern of the Promoter and Promoter Group

Category & Name of the Shareholders (I)	No. of Shareholder (III)	No. of fully paid up equity shares held (IV)	Partly paid up equity shares held (V)	Nos. of shares underlying Depository Receipts (VI)	Total nos. Shares held (VII= IV+V+VI)	Shareholding % calculates as per SCRR 1957 As a % of (A+B+C2) (VIII)	Number of Voting Rights held in each class of securities (IX)			No of Shares underlying Outstanding convertible securities (including Warrants) (X)	Shareholding, as a % assuming full conversion of convertible securities (as a percentage of diluted share capital) (XI) = (VII)+(X) as a % of A+B+C2)	Number of Locked in shares (XII)		Number of shares pledged or otherwise encumbered (XIII)		Number of equity shares held in dematerialized form (XIV)
							Class X	Class Y	Total			No. (a)	As a % of total shares held (b)	No. (a)	As a % of total shares held (b)	
I Indian																
(a) Individuals / Hindu Undivided Family	24	620702			620702	7.46	620702		620702	7.46						620702
1 S RAM	1	122618	-	-	122618	1.47	122618	-	122618	1.47	-	-	-	-	-	122618
2 SRIKANTH RAMANUJAM .	1	102558	-	-	102558	1.23	102558	-	102558	1.23	-	-	-	-	-	102558
3 ARJUN RANGARAJAN .	1	48874	-	-	48874	0.59	48874	-	48874	0.59	-	-	-	-	-	48874
4 NIVEDITA RAM .	1	46514	-	-	46514	0.56	46514	-	46514	0.56	-	-	-	-	-	46514
5 GITA RAM .	1	46096	-	-	46096	0.55	46096	-	46096	0.55	-	-	-	-	-	46096



	Category & Name of the Shareholders (I)	No. of Shareholder (III)	No. of fully paid up equity shares held (IV)	Partly paid up equity shares held (V)	Nos. of shares underlying Depository Receipts (VI)	Total nos. Shares held (VII= IV+V+VI)	Shareholding % calculates as per SCRR 1957 As a % of (A+B+C2) (VIII)	Number of Voting Rights held in each class of securities (IX)			No of Shares underlying Outstanding convertible securities (including Warrants) (X)	Shareholding, as a % assuming full conversion of convertible securities (as a percentage of diluted share capital) (XI) = (VII)+(X) as a % of A+B+C2)	Number of Locked in shares (XII)	Number of shares pledged or otherwise encumbered (XIII)	Number of equity shares held in dematerialized form (XIV)	
6	S. VIJI .	1	45564	-	-	45564	0.55	45564	-	45564	0.55	-	-	-	-	45564
7	CHITRA VIJI .	1	34504	-	-	34504	0.41	34504	-	34504	0.41	-	-	-	-	34504
8	SRIRAM VIJI .	1	32516	-	-	32516	0.39	32516	-	32516	0.39	-	-	-	-	32516
9	SRIVATS RAM .	1	29144	-	-	29144	0.35	29144	-	29144	0.35	-	-	-	-	29144
10	HARSHA VIJI .	1	28514	-	-	28514	0.34	28514	-	28514	0.34	-	-	-	-	28514
11	S. RAM .	1	19900	-	-	19900	0.24	19900	-	19900	0.24	-	-	-	-	19900
12	PREMA RAMNUJAM .	1	19084	-	-	19084	0.23	19084	-	19084	0.23	-	-	-	-	19084
13	VIJAYA RANGARAJAN .	1	13928	-	-	13928	0.17	13928	-	13928	0.17	-	-	-	-	13928
14	DAYA AMBIRAJAN .	1	8688	-	-	8688	0.10	8688	-	8688	0.10	-	-	-	-	8688
15	SUMANTH RAMANUJAM	1	4504	-	-	4504	0.05	4504	-	4504	0.05	-	-	-	-	4504
16	ADITYA S RAMANUJAM	1	4212	-	-	4212	0.05	4212	-	4212	0.05	-	-	-	-	4212
17	RUPA SRIKANTH .	1	3600	-	-	3600	0.04	3600	-	3600	0.04	-	-	-	-	3600
18	ARUNA SANKARANARAYANAN .	1	2492	-	-	2492	0.03	2492	-	2492	0.03	-	-	-	-	2492
19	R. RAMANUJAM .	1	2344	-	-	2344	0.03	2344	-	2344	0.03	-	-	-	-	2344
20	S. VIJI (HUF) .	1	1760	-	-	1760	0.02	1760	-	1760	0.02	-	-	-	-	1760
21	DEEPA RAMAPRASAD	1	1200	-	-	1200	0.01	1200	-	1200	0.01	-	-	-	-	1200
22	TULSI S. RAMANUJAM (MINOR) .	1	800	-	-	800	0.01	800	-	800	0.01	-	-	-	-	800






II	Category & Name of the Shareholders (I)	No. of Shareholder (III)	No. of fully paid up equity shares held (IV)	Partly paid up equity shares held (V)	Nos. of shares underlying Depository Receipts (VI)	Total Shares held (VII=IV+V+VI)	Shareholding % calculated as per SCRR 1957 As a % of (A+B+C2) (VIII)	Number of Voting Rights held in each class of securities (IX)			No of Shares underlying Outstanding convertible securities (including Warrants) (X)	Shareholding, as a % assuming full conversion of convertible securities (as a percentage of diluted share capital) (XI) = (VII)+(X) as a % of A+B+C2)	Number of Locked in shares (XII)	Number of shares pledged or otherwise encumbered (XIII)	Number of equity shares held in dematerialized form (XIV)	
	Foreign															
(a)	Individuals (NRI / Foreign Individuals)															
1	ANANTH RAMANUJAM	1	1312	-	-	1312	0.02	1312	-	1312	0.02	-	-	-	-	1312
(b)	Government	-	-	-	-	-	-	-	-	-	-	-	-	-	-	
(c)	Institutions	-	-	-	-	-	-	-	-	-	-	-	-	-	-	
(d)	Foreign Portfolio Investor	-	-	-	-	-	-	-	-	-	-	-	-	-	-	
(e)	Any other (specify)	-	-	-	-	-	-	-	-	-	-	-	-	-	-	
	Sub-total (A) (2)	1	1312	0	0	1312	0.02	1312	0	1312	0.016	0	0	0	0	1312
	Total Shareholding of Promoter and Promoter Group (A) = (A)(1)+(A)(2)	33	2555446	0	0	2555446	30.72	2555446	0	2555446	30.72	0	0	0	0	2555446

Details of shares which remain unclaimed may be given here along with details such as number of shareholders, outstanding shares held in demat / Unclaimed suspense A/c, voting rights are frozen etc..

Table III- Statement showing shareholding pattern of the Public shareholder

Category & Name of the Shareholders (I)	No. of Shareholder (III)	No. of fully paid up equity shares held (IV)	Partly paid up equity shares held (V)	Nos. of shares underlying Depository Receipts (VI)	Total nos. Shares held (VII=IV+V+VI)	Shareholding % calculated as per SCRR 1957 As a % of (A+B+C2) (VIII)	Number of Voting Rights held in each class of securities (IX)			No of Shares underlying Outstanding convertible securities (including Warrants) (X)	Total Shareholding, as a % assuming full conversion of convertible securities (as a percentage of diluted share capital) (XI) = (VII)+(X) as a % of A+B+C2)	Number of Locked in shares (XII)		Number of shares pledged or otherwise encumbered (XIII)		Number of equity shares held in dematerialized form (XIV)
							Class X	Class Y	Total			No. (a)	As a % of total shares held (b)	No. (a)	As a % of total shares held (b)	
I Institutions							No of Voting rights					No. (a)	As a % of total shares held (b)	No. (a)	As a % of total shares held (b)	
(a) Mutual Funds	-	-	-	-	-	-	-	-	-	-	-	-	-	NA	-	-
(b) Venture capital Funds	-	-	-	-	-	-	-	-	-	-	-	-	-	NA	-	-
(c) Alternate Investment Funds	-	-	-	-	-	-	-	-	-	-	-	-	-	NA	-	-
(d) Foreign Ventures Capital Investors	-	-	-	-	-	-	-	-	-	-	-	-	-	NA	-	-
(e) Foreign Portfolio Investors:-	5	706064			706064	8.49	706064		706064	8.49						706064
PARI WASHINGTON COMPANY PVT. LTD. A/C PARI WASHINGTON INDIA MASTER FUND, LTD.	1	380475	-	-	380475	4.57	380475	-	380475	4.57	-	-	-	NA	-	380475
EAST SAIL	1	317529	-	-	317529	3.82	317529	-	317529	3.82	-	-	-	NA	-	317529






Table III- Statement showing shareholding pattern of the Public shareholder

Category & Name of the Shareholders (I)	No. of Shareholder (III)	No. of fully paid up equity shares held (IV)	Partly paid up equity shares held (V)	Nos. of shares underlying Depository Receipts (VI)	Total nos. Shares held (VII= IV+V+VI)	Shareholding % calculated as per SCRR 1957 As a % of (A+B+C2) (VIII)	Number of Voting Rights held in each class of securities (IX)			No of Shares underlying Outstanding convertible securities (including Warrants) (X)	Total Shareholding, as a % assuming full conversion of convertible securities (as a percentage of diluted share capital) (XI) = (VII)+(X) as a % of A+B+C2)	Number of Locked in shares (XII)		Number of shares pledged or otherwise encumbered (XIII)		Number of equity shares held in dematerialized form (XIV)	
							No of Voting rights					No. (a)	As a % of total shares held (b)	No. (a)	As a % of total shares held (b)		
3 Non Institutions :-	7107	3166137	-	-	3166137	38.06	3166137	-	3166137	38.06	-	-	-	-	NA	-	2420845
(a) i. Individuals - i. Individual shareholders holding nominal share capital up to Rs.2 lakhs	7092	2658546	-	-	2658546	31.96	2658546	-	2658546	31.96	-	-	-	-	NA	-	2009494
ii. Individual shareholders holding nominal share capital in excess of Rs.2 lakhs :-	15	507591	-	-	507591	6.10	507591	-	507591	6.10	-	-	-	-	NA	-	411351
(b) NBFCs registered with RBI :-																	
Holding below 1%	2	3200	-	-	3200	0.04	3200	-	3200	0.04	-	-	-	-	NA	-	3200
(c) Employee Trusts	-	-	-	-	-	-	-	-	-	-	-	-	-	-	NA	-	-
(d) Overseas Depositories (holding DRs) (balancing figure)	-	-	-	-	-	-	-	-	-	-	-	-	-	-	NA	-	-

Table III- Statement showing shareholding pattern of the Public shareholder

Category & Name of the Shareholders (I)	No. of Shareholder (III)	No. of fully paid up equity shares held (IV)	Partly paid up equity shares held (V)	Nos. of shares underlying Depository Receipts (VI)	Total nos. Shares held (VII= IV+V+VI)	Shareholding % calculated as per SCRR 1957 As a % of (A+B+C2) (VIII)	Number of Voting Rights held in each class of securities (IX)			No of Shares underlying Outstanding convertible securities (including Warrants) (X)	Total Shareholding, as a % assuming full conversion of convertible securities (as a percentage of diluted share capital) (XI) = (VII)+(X) as a % of A+B+C2)	Number of Locked in shares (XII)		Number of shares pledged or otherwise encumbered (XIII)		Number of equity shares held in dematerialized form (XIV)
							No. (a)	As a % of total shares held (b)	No. (a)			As a % of total shares held (b)				
(e) Any other (Specify)	417	1888055			1888055	22.69	1888055		1888055	22.69						1881127
i Body corporate:-																
Holding More than 1%																
SUNDARAM FINANCE HOLDINGS LIMITED	1	1540784	-	-	1540784	18.52	1540784	-	1540784	18.52	-	-	-	NA	-	1540784
Holding below 1%	120	130301	-	-	130301	1.57	130301	-	130301	1.57	-	-	-	NA	-	124455
ii Clearing Members	19	2484	-	-	2484	0.03	2484	-	2484	0.03	-	-	-	NA	-	2484
iii Trusts	1	400	-	-	400	0.00	400	-	400	0.00	-	-	-	NA	-	400
iv HUF	168	64764	-	-	64764	0.78	64764	-	64764	0.78	-	-	-	NA	-	63914
v NRI	106	95865			95865	1.15	95865		95865	1.15	-	-	-	NA	-	95633
vi India Motor Parts & Accessories Ltd - Unclaimed Securities Demat Suspense Account	1	15711	-	-	15711	0.19	15711	-	15711	0.19	-	-	-	NA	-	15711
vii IEPF	1	37746	-	-	37746	0.45	37746	-	37746	0.45	-	-	-	NA	-	37746
Sub Total (B)(3)	7526	5057392	0	0	5057392	60.79	5057392	0	5057392	60.7891	0	0	0	0	0	4305172
Total Public Shareholding (B) = (B)(1)+(B)(2)+(B)(3)	7532	5764129	0	0	5764129	69.28	5764129	0	5764129	69.2839	0	0	0	0	0	5011909

Details of the shareholders acting as persons in Concert including their Shareholding (No. and %)

Details of Shares which remain unclaimed may be given here along with details such as number of shareholders, outstanding shares held in demat/Unclaimed suspense account, voting rights which are frozen etc..

