

HOLDING OF SPECIFIED SECURITIES (SHARE HOLDING PATTERN)
(As per Regulation 31(1)(b) of SEBI (LODR) Regulations, 2015)

Annexure - I

- 1 Name of Listed Entity : INDIA MOTOR PARTS & ACCESSORIES LTD
- 2 Scrip Code / Name of Scrip / Class of security : IMPAL / Equity
- 3 Share Holding Pattern Filed under : Reg.31(1)(b) Quarter Ending as on 30.06.2018
- 4 **Declaration:** The Listed entity is required to submit the following declaration to the extent of submission of information:-

Particulars :-	Remarks
1 Whether the Listed Entity has issued any partly paid up shares ?	No
2 Whether the Listed Entity has issued any convertible securities or Warrants ?	No
3 Whether the Listed Entity has any shares against which depository receipts are issued ?	No
4 Whether the Listed Entity has any shares in locked -in ?	No
5 Whether any shares held by promoters are pledge or otherwise encumbered ?	No




Table I - Summary Statement holding of specified securities

Category (I)	Category of shareholder (II)	Nos. of shareholders (III)	No. of fully paid up equity shares held (IV)	No. of partly paid-up equity shares held (V)	No. of shares underlying Depository Receipts (VI)	Total nos. shares held (VII) = (IV)+(V)+(VI)	Shareholding as a % of total no. of shares (calculated as per SCRR, 1957) (VIII) As a % of (A+B+C2)	Number of voting rights held in each class of securities (IX)				No of shares Underlying Outstanding convertible securities (including Warrants) (X)	Shareholding, as a % assuming full conversion of convertible securities (as a % of diluted share capital) (XI) = (VII)+(X) As a % of (A+B+C2)	Number of Locked in shares (XII)		Number of shares pledged or otherwise encumbered (XII)	Number of equity shares held in dematerialized form (XIV)	
								Class eg: X	Class eg: Y	total	Total as a % of (A+B+C)			No. (a)	As a % of total shares held (b)			No. (a)
A)	Promoter & Promoter Group	33	2555446	0	0	2555446	30.71	2555446	0	2555446	30.71	0	0	0	0	NA	2555446	
B)	Public	7572	5764554	0	0	5764554	69.29	5764554	0	5764554	69.29	0	0	0	0	NA	5021347	
C)	Non Promoter - Non Public	0	0	0	0	0	0	0	0	0	0.00	0	0	0	0	NA	0	
C1)	Shares underlying DRs	-	-	-	-	NA	-	-	-	-	-	-	-	-	-	NA	-	
C2)	Shares held by Employee Trusts	-	-	-	-	-	-	-	-	-	-	-	-	-	-	NA	-	
	Total	7605	8320000	0	0	8320000	100.00	8320000	0	8320000	100.00	0	0	0	0	0	0	7576793






Table II - Statement showing shareholding pattern of the Promoter and Promoter Group


Category & Name of the Shareholders (I)	No. of Shareholder (III)	No. of fully paid up equity shares held (IV)	Partly paid up equity shares held (V)	Nos. of shares underlying Depository Receipts (VI)	Total nos. Shares held (VII= IV+V+VI)	Shareholding % calculates as per SCRR 1957 As a % of (A+B+C2) (VIII)	Number of Voting Rights held in each class of securities (IX)			No of Shares underlying Outstanding convertible securities (including Warrants) (X)	Shareholding, as a % assuming full conversion of convertible securities (as a percentage of diluted share capital) (XI) = (VII)+(X) as a % of A+B+C2)	Number of Locked in shares (XII)		Number of shares pledged or otherwise encumbered (XIII)	Number of equity shares held in dematerialized form (XIV)	
							Class X	Class Y	Total			No. (a)	As a % of total shares held (b)			No. (a)
							No of Voting rights					No. (a)	As a % of total shares held (b)	No. (a)	As a % of total shares held (b)	
										Total as a % of Total Voting Rights						
I Indian										0						
(a) Individuals / Hindu Undivided Family	24	620702			620702	7.46	620702			620702	7.46					620702
1 S RAM	1	122618	-	-	122618	1.47	122618	-		122618	1.47	-	-	-	-	122618
2 SRIKANTH RAMANUJAM .	1	102558	-	-	102558	1.23	102558	-		102558	1.23	-	-	-	-	102558
3 ARJUN RANGARAJAN .	1	48874	-	-	48874	0.59	48874	-		48874	0.59	-	-	-	-	48874
4 NIVEDITA RAM .	1	46514	-	-	46514	0.56	46514	-		46514	0.56	-	-	-	-	46514
5 GITA RAM .	1	46096	-	-	46096	0.55	46096	-		46096	0.55	-	-	-	-	46096






	Category & Name of the Shareholders (I)	No. of Shareholder (III)	No. of fully paid up equity shares held (IV)	Partly paid up equity shares held (V)	Nos. of shares underlying Depository Receipts (VI)	Total nos. Shares held (VII= IV+V+VI)	Shareholding % calculated as per SCRR 1957 As a % of (A+B+C2) (VIII)	Number of Voting Rights held in each class of securities (IX)			No of Shares underlying Outstanding convertible securities (including Warrants) (X)	Shareholding, as a % assuming full conversion of convertible securities (as a percentage of diluted share capital) (XI) = (VII)+(X) as a % of A+B+C2)	Number of Locked in shares (XII)		Number of shares pledged or otherwise encumbered (XIII)		Number of equity shares held in dematerialized form (XIV)	
6	S. VIJI .	1	45564	-	-	45564	0.55	45564	-	45564	0.55	-	-	-	-	-	-	45564
7	CHITRA VIJI .	1	34504	-	-	34504	0.41	34504	-	34504	0.41	-	-	-	-	-	-	34504
8	SRIRAM VIJI .	1	32516	-	-	32516	0.39	32516	-	32516	0.39	-	-	-	-	-	-	32516
9	SRIVATS RAM .	1	29144	-	-	29144	0.35	29144	-	29144	0.35	-	-	-	-	-	-	29144
10	HARSHA VIJI .	1	28514	-	-	28514	0.34	28514	-	28514	0.34	-	-	-	-	-	-	28514
11	S. RAM .	1	19900	-	-	19900	0.24	19900	-	19900	0.24	-	-	-	-	-	-	19900
12	PREMA RAMNUJAM .	1	19084	-	-	19084	0.23	19084	-	19084	0.23	-	-	-	-	-	-	19084
13	VIJAYA RANGARAJAN .	1	13928	-	-	13928	0.17	13928	-	13928	0.17	-	-	-	-	-	-	13928
14	DAYA AMBIRAJAN .	1	8688	-	-	8688	0.10	8688	-	8688	0.10	-	-	-	-	-	-	8688
15	SUMANTH RAMANUJAM	1	4504	-	-	4504	0.05	4504	-	4504	0.05	-	-	-	-	-	-	4504
16	ADITYA S RAMANUJAM	1	4212	-	-	4212	0.05	4212	-	4212	0.05	-	-	-	-	-	-	4212
17	RUPA SRIKANTH .	1	3600	-	-	3600	0.04	3600	-	3600	0.04	-	-	-	-	-	-	3600
18	ARUNA SANKARANARAYANAN .	1	2492	-	-	2492	0.03	2492	-	2492	0.03	-	-	-	-	-	-	2492
19	R. RAMANUJAM .	1	2344	-	-	2344	0.03	2344	-	2344	0.03	-	-	-	-	-	-	2344
20	S. VIJI (HUF) .	1	1760	-	-	1760	0.02	1760	-	1760	0.02	-	-	-	-	-	-	1760
21	DEEPA RAMAPRASAD	1	1200	-	-	1200	0.01	1200	-	1200	0.01	-	-	-	-	-	-	1200
22	TULSI S. RAMANUJAM (MINOR) .	1	800	-	-	800	0.01	800	-	800	0.01	-	-	-	-	-	-	800

	Category & Name of the Shareholders (I)	No. of Shareholder (III)	No. of fully paid up equity shares held (IV)	Partly paid up equity shares held (V)	Nos. of shares underlying Depository Receipts (VI)	Total nos. Shares held (VII= IV+V+VI)	Shareholding % calculated as per SCRR 1957 As a % of (A+B+C2) (VIII)	Number of Voting Rights held in each class of securities (IX)			No of Shares underlying Outstanding convertible securities (including Warrants) (X)	Shareholding, as a % assuming full conversion of convertible securities (as a percentage of diluted share capital) (XI) = (VII)+(X) as a % of A+B+C2)	Number of Locked in shares (XII)	Number of shares pledged or otherwise encumbered (XIII)	Number of equity shares held in dematerialized form (XIV)
23	SANJANA TARA RAMANUJAM	1	800	-	-	800	0.01	800	-	800	0.01	-	-	-	800
24	SRIVATS RAM (HUF)	1	488	-	-	488	0.01	488	-	488	0.01	-	-	-	488
(b)	Central Government / State Governments	-	-	-	-	-	-	-	-	-	-	-	-	-	-
(c)	Financial Institutions / Banks	-	-	-	-	-	-	-	-	-	-	-	-	-	-
(d)	Any other (specify)														
	Bodies Corporate :-	8	1933432			1933432	23.24	1933432		1933432	23.24				1933432
1	T V SUNDRAM IYENGAR & SONS PRIVATE LIMITED	1	1819432	-	-	1819432	21.87	1819432	-	1819432	21.87	-	-	-	1819432
2	SILVER OAK HOLDINGS PRIVATE LIMITED	1	56000	-	-	56000	0.67	56000	-	56000	0.67	-	-	-	56000
3	RAGHUVAMSA HOLDINGS PRIVATE LIMITED	1	32000	-	-	32000	0.38	32000	-	32000	0.38	-	-	-	32000




	Category & Name of the Shareholders (I)	No. of Shareholder (III)	No. of fully paid up equity shares held (IV)	Partly paid up equity shares held (V)	Nos. of shares underlying Depository Receipts (VI)	Total nos. Shares held (VII= IV+V+VI)	Shareholding % calculated as per SCRR 1957 As a % of (A+B+C2) (VIII)	Number of Voting Rights held in each class of securities (IX)			No of Shares underlying Outstanding convertible securities (including Warrants) (X)	Shareholding, as a % assuming full conversion of convertible securities (as a percentage of diluted share capital) (XI) = (VII)+(X) as a % of A+B+C2)	Number of Locked in shares (XII)		Number of shares pledged or otherwise encumbered (XIII)		Number of equity shares held in dematerialized form (XIV)
II	Foreign																
(a)	Individuals (NRI / Foreign Individuals)																
1	ANANTH RAMANUJAM	1	1312	-	-	1312	0.01	1312	-	1312	0.01	-	-	-	-	-	1312
(b)	Government	-	-	-	-	-	-	-	-	-	-	-	-	-	-	-	-
(c)	Institutions	-	-	-	-	-	-	-	-	-	-	-	-	-	-	-	-
(d)	Foreign Portfolio Investor	-	-	-	-	-	-	-	-	-	-	-	-	-	-	-	-
(e)	Any other (specify)	-	-	-	-	-	-	-	-	-	-	-	-	-	-	-	-
	Sub-total (A) (2)	1	1312	0	0	1312	0.01	1312	0	1312	0.01	0	0	0	0	0	1312
	Total Shareholding of Promoter and Promoter Group (A) = (A)(1)+(A)(2)	33	2555446	0	0	2555446	30.71	2555446	0	2555446	30.71	0	0	0	0	0	2555446



Details of shares which remain unclaimed may be given hear along with details such as number of shareholders, outstanding shares held in demat / Unclaimed suspense A/c, voting rights are frozen etc..

Table III- Statement showing shareholding pattern of the Public shareholder

Category & Name of the Shareholders (I)	No. of Shareholder (III)	No. of fully paid up equity shares held (IV)	Partly paid up equity shares held (V)	Nos. of shares underlying Depository Receipts (VI)	Total nos. Shares held (VII= IV+V+VI)	Shareholding % calculated as per SCRR 1957 As a % of (A+B+C2) (VIII)	Number of Voting Rights held in each class of securities (IX)			No of Shares underlying Outstanding convertible securities (including Warrants) (X)	Total Shareholding, as a % assuming full conversion of convertible securities (as a percentage of diluted share capital) (XI) = (VII)+(X) as a % of A+B+C2	Number of Locked in shares (XII)		Number of shares pledged or otherwise encumbered (XIII)		Number of equity shares held in dematerialized form (XIV)
							Class X	Class Y	Total			No. (a)	As a % of total shares held (b)	No. (a)	As a % of total shares held (b)	
I Institutions																
(a) Mutual Funds	-	-	-	-	-	-	-	-	-	-	-	-	-	NA	-	-
(b) Venture capital Funds	-	-	-	-	-	-	-	-	-	-	-	-	-	NA	-	-
(c) Alternate Investment Funds	-	-	-	-	-	-	-	-	-	-	-	-	-	NA	-	-
(d) Foreign Ventures Capital Investors	-	-	-	-	-	-	-	-	-	-	-	-	-	NA	-	-
(e) Foreign Portfolio Investors:-	6	708151			708151	8.51	708151		708151	8.51						708151
PARI WASHINGTON COMPANY PVT. LTD. A/C PARI WASHINGTON INDIA MASTER FUND, LTD.	1	626475			626475	7.53	626475		626475	7.53				NA		626475






Table III- Statement showing shareholding pattern of the Public shareholder

Category & Name of the Shareholders (I)	No. of Shareholder (II)	No. of fully paid up equity shares held (IV)	Partly paid up equity shares held (V)	Nos. of shares underlying Depository Receipts (VI)	Total nos. Shares held (VII= IV+V+VI)	Shareholding % calculated as per SCRR 1957 As a % of (A+B+C2) (VIII)	Number of Voting Rights held in each class of securities (IX)		No of Shares underlying Outstanding convertible securities (including Warrants) (X)	Total Shareholding, as a % assuming full conversion of convertible securities (as a percentage of diluted share capital) (XI) = (VII)+(X) as a % of A+B+C2)	Number of Locked in shares (XII)		Number of shares pledged or otherwise encumbered (XIII)		Number of equity shares held in dematerialized form (XIV)
							No. of Voting rights				No. (a)	As a % of total shares held (b)	No. (a)	As a % of total shares held (b)	
Holding below 1%	5	81676	-	-	81676	0.98	81676	-	81676	0.98	-	-	NA	-	81676
(f) Financial Institutions / Banks	-	-	-	-	-	-	-	-	-	-	-	-	NA	-	-
Holding below 1%	2	714	-	-	714	0.01	714	-	714	0.01	-	-	NA	-	714
(g) Insurance Companies	-	-	-	-	-	-	-	-	-	-	-	-	NA	-	-
(h) Provident Funds / Pension funds	-	-	-	-	-	-	-	-	-	-	-	-	NA	-	-
(i) Any other (Specify)	-	-	-	-	-	-	-	-	-	-	-	-	NA	-	-
Sub Total (B) (1)	8	708865			708865	8.52	708865	0	708865	8.52	0	0	0	0	708865
2 Central Government / State Government(s) / President of India	-	-	-	-	-	-	-	-	-	-	-	-	-	-	-
Sub total (B) (2)	0	0	0	0	0	0.00	0	0	0	0.00	0	0	0	0	0

Table III- Statement showing shareholding pattern of the Public shareholder

Category & Name of the Shareholders (I)	No. of Shareholder (III)	No. of fully paid up equity shares held (IV)	Partly paid up equity shares held (V)	Nos. of shares underlying Depository Receipts (VI)	Total nos. Shares held (VII= IV+V+VI)	Shareholding % calculated as per SCRR 1957 As a % of (A+B+C2) (VIII)	Number of Voting Rights held in each class of securities (IX)			No of Shares underlying Outstanding convertible securities (including Warrants) (X)	Total Shareholding, as a % assuming full conversion of convertible securities (as a percentage of diluted share capital) (XI) = (VII)+(X) as a % of A+B+C2)	Number of Locked in shares (XII)		Number of shares pledged or otherwise encumbered (XIII)		Number of equity shares held in dematerialized form (XIV)	
												No. (a)	As a % of total shares held (b)	No. (a)	As a % of total shares held (b)		
							No of Voting rights					No. (a)	As a % of total shares held (b)	No. (a)	As a % of total shares held (b)		
3 Non Institutions :-	7142	3170639	-	-	3170639	38.11	3170639	-	3170639	38.11	-	-	-	-	NA	-	2434360
(a) i. Individuals - i. Individual shareholders holding nominal share capital up to Rs.2 lakhs	7127	2663048	-	-	2663048	32.01	2663048	-	2663048	32.01	-	-	-	-	NA	-	2023009
ii. Individual shareholders holding nominal share capital in excess of Rs.2 lakhs :-	15	507591	-	-	507591	6.10	507591	-	507591	6.10	-	-	-	-	NA	-	411351
(b) NBFCs registered with RBI :-																	
Holding below 1%	2	3200	-	-	3200	0.04	3200	-	3200	0.04	-	-	-	-	NA	-	3200
(c) Employee Trusts	-	-	-	-	-	-	-	-	-	-	-	-	-	-	NA	-	-
(d) Overseas Depositories (holding DRs) (balancing figure)	-	-	-	-	-	-	-	-	-	-	-	-	-	-	NA	-	-




Table III- Statement showing shareholding pattern of the Public shareholder

Category & Name of the Shareholders (I)	No. of Shareholder (III)	No. of fully paid up equity shares held (IV)	Partly paid up equity shares held (V)	Nos. of shares underlying Depository Receipts (VI)	Total nos. Shares held (VII= IV+V+VI)	Shareholding % calculated as per SCRR 1957 As a % of (A+B+C2) (VIII)	Number of Voting Rights held in each class of securities (IX)				No of Shares underlying Outstanding convertible securities (including Warrants) (X)	Total Shareholding, as a % assuming full conversion of convertible securities (as a percentage of diluted share capital) (XI) = (VII)+(X) as a % of A+B+C2)	Number of Locked in shares (XII)		Number of shares pledged or otherwise encumbered (XIII)		Number of equity shares held in dematerialized form (XIV)	
							No. (a)	As a % of total shares held (b)	No. (a)	As a % of total shares held (b)								
(e) Any other (Specify)	420	1881850			1881850	22.62	No of Voting rights						No. (a)	As a % of total shares held (b)	No. (a)	As a % of total shares held (b)	1874922	
i Body corporate:-																		
Holding More than 1%																		
SUNDARAM FINANCE HOLDINGS LIMITED	1	1540784	-	-	1540784	18.52	1540784	-	1540784	18.52	-	-	-	-	NA	-	1540784	
Holding below 1%	116	116539	-	-	116539	1.40	116539	-	116539	1.40	-	-	-	-	NA	-	110693	
ii Clearing Members	14	419	-	-	419	0.01	419	-	419	0.01	-	-	-	-	NA	-	419	
iii Trusts	1	400	-	-	400	0.00	400	-	400	0.00	-	-	-	-	NA	-	400	
iv HUF	174	65093	-	-	65093	0.78	65093	-	65093	0.78	-	-	-	-	NA	-	64243	
v NRI	112	105158			105158	1.26	105158		105158	1.26					NA		104926	
vi India Motor Parts & Accessories Ltd - Unclaimed Securities Demat Suspense Account	1	15711	-	-	15711	0.19	15711	-	15711	0.19	-	-	-	-	NA	-	15711	
vii IEPF	1	37746	-	-	37746	0.45	37746	-	37746	0.45	-	-	-	-	NA	-	37746	
Sub Total (B)(3)	7564	5055689	0	0	5055689	60.77	5055689	0	5055689	60.77	0	0	0	0	0	0	4312482	
Total Public Shareholding (B) = (B)(1)+(B)(2)+(B)(3)	7572	5764554	0	0	5764554	69.29	5764554	0	5764554	69.29	0	0	0	0	0	0	5021347	
Details of the shareholders acting as persons in Concert including their Shareholding (No. and %)																		
Details of Shares which remain unclaimed may be given here along with details such as number of shareholders, outstanding shares held in demat/Unclaimed suspense account, voting rights which are frozen etc..																		

