

**HOLDING OF SPECIFIED SECURITIES (SHARE HOLDING PATTERN)**  
(As per Regulation 31(1)(b) of SEBI (LODR) Regulations, 2015)

Annexure - I

1 Name of Listed Entity : INDIA MOTOR PARTS & ACCESSORIES LTD

2 Scrip Code / Name of Scrip / Class  
of security : IMPAL / Equity

3 Share Holding Pattern Filed under : Reg.31(1)(b) Quarter Ending as on 30.09.2018

4 **Declaration:** The Listed entity is required to submit the following declaration to the extent of submission of information:-

Particulars :-	Remarks
1 Whether the Listed Entity has issued any partly paid up shares ?	No
2 Whether the Listed Entity has issued any convertible securities or Warrants ?	No
3 Whether the Listed Entity has any shares against which depository receipts are issued ?	No
4 Whether the Listed Entity has any shares in locked -in ?	No
5 Whether any shares held by promoters are pledge or otherwise encumbered ?	No




Table I - Summary Statement holding of specified securities

Category of shareholder (II)	Nos. of shareholders (III)	No. of fully paid up equity shares held (IV)	No. of partly paid-up equity shares held (V)	No. of shares underlying Depository Receipts (VI)	Total nos. shares held (VII) = (IV)+(V)+(VI)	Shareholding as a % of total no. of shares (calculated as per SCRR, 1957) (VIII) As a % of (A+B+C2)	Number of voting rights held in each class of securities (IX)			No of shares Underlying Outstanding convertible securities (including Warrants) (X)	Shareholding, as a % assuming full conversion of convertible securities (as a % of diluted share capital) (XI) = (VII)+(X) As a % of (A+B+C2)	Number of Locked in shares (XII)	Number of shares pledged or otherwise encumbered (XIII)	Number of equity shares held in dematerialized form (XIV)		
							Class eg: X	Class eg: Y	total						Total as a % of (A+B+C)	No. (a)
									0							
Promoter & Promoter Group	33	2555446	0	0	2555446	30.71	2555446	0	2555446	30.71	0	0	0	0	NA	2555446
Public	7545	5764554	0	0	5764554	69.29	5764554	0	5764554	69.29	0	0	0	0	NA	5037589
Non Promoter - Non Public	0	0	0	0	0	0	0	0	0	0.00	0	0	0	0	NA	0
Shares underlying DRs	-	-	-	-	NA	-	-	-	-	-	-	-	-	-	NA	-
Shares held by Employee Trusts	-	-	-	-	-	-	-	-	-	-	-	-	-	-	NA	-
<b>Total</b>	<b>7578</b>	<b>8320000</b>	<b>0</b>	<b>0</b>	<b>8320000</b>	<b>100.0</b>	<b>8320000</b>	<b>0</b>	<b>8320000</b>	<b>100.0</b>	<b>0</b>	<b>0</b>	<b>0</b>	<b>0</b>	<b>0</b>	<b>7593035</b>






Table II - Statement showing shareholding pattern of the Promoter and Promoter Group


Category & Name of the Shareholders (I)	No. of Shareholder (III)	No. of fully paid up equity shares held (IV)	Partly paid up equity shares held (V)	Nos. of shares underlying Depository Receipts (VI)	Total nos. Shares held (VII=IV+V+VI)	Shareholding % calculated as per SCRR 1957 As a % of (A+B+C2) (VIII)	Number of Voting Rights held in each class of securities (IX)			No of Shares underlying Outstanding convertible securities (including Warrants) (X)	Shareholding, as a % assuming full conversion of convertible securities (as a percentage of diluted share capital) (XI) = (VII)+(X) as a % of A+B+C2)	Number of Locked in shares (XII)		Number of shares pledged or otherwise encumbered (XIII)		Number of equity shares held in dematerialized form (XIV)
							Class X	Class Y	Total			No. (a)	As a % of total shares held (b)	No. (a)	As a % of total shares held (b)	
I	Indian															
(a)	Individuals / Hindu Undivided Family	24	620702		620702	7.46	620702		620702	7.46						620702
1	S RAM	1	122618	-	122618	1.47	122618	-	122618	1.47	-	-	-	-	-	122618
2	SRIKANTH RAMANUJAM	1	102558	-	102558	1.23	102558	-	102558	1.23	-	-	-	-	-	102558
3	ARJUN RANGARAJAN	1	48874	-	48874	0.59	48874	-	48874	0.59	-	-	-	-	-	48874
4	NIVEDITA RAM	1	46514	-	46514	0.56	46514	-	46514	0.56	-	-	-	-	-	46514
5	GITA RAM	1	46096	-	46096	0.55	46096	-	46096	0.55	-	-	-	-	-	46096




Category & Name of the Shareholders (I)	No. of Shareholder (III)	No. of fully paid up equity shares held (IV)	Partly paid up equity shares held (V)	Nos. of shares underlying Depository Receipts (VI)	Total nos. Shares held (VII=IV+V+VI)	Shareholding % calculated as per SCRR 1957 As a % of (A+B+C2) (VIII)	Number of Voting Rights held in each class of securities (IX)			No of Shares underlying Outstanding convertible securities (including Warrants) (X)	Shareholding, as a % assuming full conversion of convertible securities (as a percentage of diluted share capital) (XI) = (VII)+(X) as a % of A+B+C2	Number of Locked in shares (XII)		Number of shares pledged or otherwise encumbered (XIII)		Number of equity shares held in dematerialized form (XIV)
6 S. VIJI .	1	45564	-	-	45564	0.55	45564	-	45564	0.55	-	-	-	-	-	45564
7 CHITRA VIJI .	1	34504	-	-	34504	0.41	34504	-	34504	0.41	-	-	-	-	-	34504
8 SRIRAM VIJI .	1	32516	-	-	32516	0.39	32516	-	32516	0.39	-	-	-	-	-	32516
9 SRIVATS RAM .	1	29144	-	-	29144	0.35	29144	-	29144	0.35	-	-	-	-	-	29144
10 HARSHA VIJI .	1	28514	-	-	28514	0.34	28514	-	28514	0.34	-	-	-	-	-	28514
11 S. RAM .	1	19900	-	-	19900	0.24	19900	-	19900	0.24	-	-	-	-	-	19900
12 PREMA RAMNUJAM .	1	19084	-	-	19084	0.23	19084	-	19084	0.23	-	-	-	-	-	19084
13 VIJAYA RANGARAJAN .	1	13928	-	-	13928	0.17	13928	-	13928	0.17	-	-	-	-	-	13928
14 DAYA AMBIRAJAN .	1	8688	-	-	8688	0.10	8688	-	8688	0.10	-	-	-	-	-	8688
15 SUMANTH RAMANUJAM	1	4504	-	-	4504	0.05	4504	-	4504	0.05	-	-	-	-	-	4504
16 ADITYA S RAMANUJAM	1	4212	-	-	4212	0.05	4212	-	4212	0.05	-	-	-	-	-	4212
17 RUPA SRIKANTH .	1	3600	-	-	3600	0.04	3600	-	3600	0.04	-	-	-	-	-	3600
18 ARUNA SANKARANARAYANAN .	1	2492	-	-	2492	0.03	2492	-	2492	0.03	-	-	-	-	-	2492
19 R. RAMANUJAM .	1	2344	-	-	2344	0.03	2344	-	2344	0.03	-	-	-	-	-	2344
20 S. VIJI (HUF) .	1	1760	-	-	1760	0.02	1760	-	1760	0.02	-	-	-	-	-	1760
21 DEEPA RAMAPRASAD	1	1200	-	-	1200	0.01	1200	-	1200	0.01	-	-	-	-	-	1200
22 TULSI S. RAMANUJAM (MINOR) .	1	800	-	-	800	0.01	800	-	800	0.01	-	-	-	-	-	800




	Category & Name of the Shareholders (I)	No. of Shareholder (III)	No. of fully paid up equity shares held (IV)	Partly paid up equity shares held (V)	Nos. of shares underlying Depository Receipts (VI)	Total nos. Shares held (VII=IV+V+VI)	Shareholding % calculated as per SCRR 1957 As a % of (A+B+C2) (VIII)	Number of Voting Rights held in each class of securities (IX)			No of Shares underlying Outstanding convertible securities (including Warrants) (X)	Shareholding, as a % assuming full conversion of convertible securities (as a percentage of diluted share capital) (XI) = (VII)+(X) as a % of A+B+C2)	Number of Locked in shares (XII)	Number of shares pledged or otherwise encumbered (XIII)	Number of equity shares held in dematerialized form (XIV)
23	SANJANA TARA RAMANUJAM	1	800	-	-	800	0.01	800	-	800	0.01	-	-	-	800
24	SRIVATS RAM (HUF)	1	488	-	-	488	0.01	488	-	488	0.01	-	-	-	488
(b)	Central Government / State Governments	-	-	-	-	-	-	-	-	-	-	-	-	-	-
(c)	Financial Institutions / Banks	-	-	-	-	-	-	-	-	-	-	-	-	-	-
(d)	Any other (specify)														
	<b>Bodies Corporate :-</b>	<b>8</b>	<b>1933432</b>			<b>1933432</b>	<b>23.24</b>	<b>1933432</b>		<b>1933432</b>	<b>23.24</b>				<b>1933432</b>
1	T V SUNDRAM IYENGAR & SONS PRIVATE LIMITED	1	1819432	-	-	1819432	21.87	1819432	-	1819432	21.87	-	-	-	1819432
2	SILVER OAK HOLDINGS PRIVATE LIMITED	1	56000	-	-	56000	0.67	56000	-	56000	0.67	-	-	-	56000
3	RAGHUVAMSA HOLDINGS PRIVATE LIMITED	1	32000	-	-	32000	0.38	32000	-	32000	0.38	-	-	-	32000



	Category & Name of the Shareholders (I)	No. of Shareholder (III)	No. of fully paid up equity shares held (IV)	Partly paid up equity shares held (V)	Nos. of shares underlying Depository Receipts (VI)	Total nos. Shares held (VII= IV+V+VI)	Shareholding % calculated as per SCRR 1957 As a % of (A+B+C2) (VIII)	Number of Voting Rights held in each class of securities (IX)			No of Shares underlying Outstanding convertible securities ( including Warrants) (X)	Shareholding, as a % assuming full conversion of convertible securities ( as a percentage of diluted share capital) (XI) = (VII)+(X) as a % of A+B+C2)	Number of Locked in shares (XII)	Number of shares pledged or otherwise encumbered (XIII)	Number of equity shares held in dematerialized form (XIV)	
4	ALLEGRO HOLDINGS PRIVATE LIMITED	1	8000	-	-	8000	0.10	8000	-	8000	0.10	-	-	-	-	8000
5	PADMALAKSHMI HOLDINGS PRIVATE LIMITED	1	6000	-	-	6000	0.07	6000	-	6000	0.07	-	-	-	-	6000
6	MAHAM HOLDINGS LIMITED	1	4000	-	-	4000	0.05	4000	-	4000	0.05	-	-	-	-	4000
7	REVATHI HOLDINGS PRIVATE LIMITED	1	4000	-	-	4000	0.05	4000	-	4000	0.05	-	-	-	-	4000
8	ROHINI HOLDINGS PRIVATE LIMITED	1	4000	-	-	4000	0.05	4000	-	4000	0.05	-	-	-	-	4000
	<b>Sub total (A) (1)</b>	<b>32</b>	<b>2554134</b>	<b>0</b>	<b>0</b>	<b>2554134</b>	<b>30.70</b>	<b>2554134</b>	<b>0</b>	<b>2554134</b>	<b>30.70</b>	<b>0</b>	<b>0</b>	<b>0</b>	<b>0</b>	<b>2554134</b>



II	Category & Name of the Shareholders (I)	No. of Shareholder (III)	No. of fully paid up equity shares held (IV)	Partly paid up equity shares held (V)	Nos. of shares underlying Depository Receipts (VI)	Total nos. Shares held (VII=IV+V+VI)	Shareholding % calculated as per SCRR 1957 As a % of (A+B+C2) (VIII)	Number of Voting Rights held in each class of securities (IX)			No of Shares underlying Outstanding convertible securities (including Warrants) (X)	Shareholding, as a % assuming full conversion of convertible securities (as a percentage of diluted share capital) (XI) = (VII)+(X) as a % of A+B+C2)	Number of Locked in shares (XII)	Number of shares pledged or otherwise encumbered (XIII)	Number of equity shares held in dematerialized form (XIV)	
	Foreign															
(a)	Individuals ( NRI / Foreign Individuals)															
1	ANANTH RAMANUJAM	1	1312	-	-	1312	0.01	1312	-	1312	0.01	-	-	-	-	1312
(b)	Government	-	-	-	-	-	-	-	-	-	-	-	-	-	-	
(c)	Institutions	-	-	-	-	-	-	-	-	-	-	-	-	-	-	
(d)	Foreign Portfolio Investor	-	-	-	-	-	-	-	-	-	-	-	-	-	-	
(e)	Any other (specify)	-	-	-	-	-	-	-	-	-	-	-	-	-	-	
	<b>Sub-total (A) (2)</b>	<b>1</b>	<b>1312</b>	<b>0</b>	<b>0</b>	<b>1312</b>	<b>0.01</b>	<b>1312</b>	<b>0</b>	<b>1312</b>	<b>0.01</b>	<b>0</b>	<b>0</b>	<b>0</b>	<b>0</b>	<b>1312</b>
	<b>Total Shareholding of Promoter and Promoter Group (A) = (A)(1)+(A)(2)</b>	<b>33</b>	<b>2555446</b>	<b>0</b>	<b>0</b>	<b>2555446</b>	<b>30.71</b>	<b>2555446</b>	<b>0</b>	<b>2555446</b>	<b>30.71</b>	<b>0</b>	<b>0</b>	<b>0</b>	<b>0</b>	<b>2555446</b>



Details of shares which remain unclaimed may be given hear along with details such as number of shareholders, outstanding shares held in demat / Unclaimed suspense A/c, voting rights are frozen etc..

Table III- Statement showing shareholding pattern of the Public shareholder

Category & Name of the Shareholders (I)	No. of Shareholder (III)	paid up equity shares	y paid up	of shares	Shares held (VII= IV+V+VI)	lding % calculat ed as	Number of Voting Rights held in each class of securities (IX)			Shares underl ying	Sharehol ding, as a %	Number of Locked in shares (XII)		shares pledged or otherwise		equity shares held in
							Class X	Class Y	Total			Total as a % of Total Voting Rights	No. (a)	As a % of total shares held (b)	No. (a)	
I Institutions																
(a) Mutual Funds	-	-	-	-	-	-	-	-	-	-	-	-	-	NA	-	-
(b) Venture capital Funds	-	-	-	-	-	-	-	-	-	-	-	-	-	NA	-	-
(c) Alternate Investment Funds	-	-	-	-	-	-	-	-	-	-	-	-	-	NA	-	-
(d) Foreign Ventures Capital Investors	-	-	-	-	-	-	-	-	-	-	-	-	-	NA	-	-
(e) Foregin Portfolio Investors:-	5	708734			708734	8.52	708734		708734	8.52						708734
PARI WASHINGTON INDIA MASTER FUND, LTD.	1	698004			698004	8.39	698004		698004	8.39				NA		698004






Table III- Statement showing shareholding pattern of the Public shareholder

Category & Name of the Shareholders (I)	No. of Shareholder (III)	paid up equity shares	y paid up	of shares	Shares held (VII= IV+V+VI)	Holding % calculated as	Number of Voting Rights held in each class of securities (IX)			Shares underlying	Shareholding, as a %	Number of Locked in shares (XII)		shares pledged or otherwise		equity shares held in	
							No of Voting rights					No. (a)	As a % of total shares held (b)	No. (a)	As a % of total shares held (b)		
Holding below 1%	4	10730	-	-	10730	0.13	10730	-	10730	0.13	-	-	-	-	NA	-	10730
(f) Financial Institutions / Banks	-	-	-	-	-	-	-	-	-	-	-	-	-	-	NA	-	-
Holding below 1%	1	492	-	-	492	0.01	492	-	492	0.01	-	-	-	-	NA	-	492
(g) Insurance Companies	-	-	-	-	-	-	-	-	-	-	-	-	-	-	NA	-	-
(h) Provident Funds / Pension funds	-	-	-	-	-	-	-	-	-	-	-	-	-	-	NA	-	-
(i) Any other ( Specify)															NA		
<b>Sub Total (B) (1)</b>	<b>6</b>	<b>709226</b>			<b>709226</b>	<b>8.52</b>	<b>709226</b>	<b>0</b>	<b>709226</b>	<b>8.52</b>	<b>0</b>	<b>0</b>	<b>0</b>	<b>0</b>	<b>0</b>	<b>0</b>	<b>709226</b>
2 Central Government / State Government(s) / President of India	-	-	-	-	-	-	-	-	-	-	-	-	-	-	-	-	-
<b>Sub total (B) (2)</b>	<b>0</b>	<b>0</b>	<b>0</b>	<b>0</b>	<b>0</b>	<b>0.00</b>	<b>0</b>	<b>0</b>	<b>0</b>	<b>0.00</b>	<b>0</b>	<b>0</b>	<b>0</b>	<b>0</b>	<b>0</b>	<b>0</b>	<b>0</b>




Table III- Statement showing shareholding pattern of the Public shareholder

Category & Name of the Shareholders (I)	No. of Shareholder (III)	paid up equity shares	y paid up	of shares	Shares held (VII= IV+V+VI)	lding % calculat ed as	Number of Voting Rights held in each class of securities (IX)			Shares underl ying	Sharehol ding, as a %	Number of Locked in shares (XII)		shares pledged or otherwise	equity shares held in
							No. of Voting rights					No. (a)	As a % of total shares held (b)		
3 Non Institutions :-	7118	3159739	-	-	3159739	37.98	3159739	-	3159739	37.98	-	-	-	-	-
(a) i. Individuals - i. Individual shareholders holding nominal share capital up to Rs.2 lakhs	7103	2652035	-	-	2652035	31.88	2652035	-	2652035	31.88	-	-	-	NA	2438502
ii. Individual shareholders holding nominal share capital in excess of Rs.2 lakhs :-	15	507704	-	-	507704	6.10	507704	-	507704	6.10	-	-	-	NA	2027038
(b) NBFCs registered with RBI :-															
Holding below 1%	2	3200	-	-	3200	0.04	3200	-	3200	0.04	-	-	-	NA	411464
(c) Employee Trusts	-	-	-	-	-	-	-	-	-	-	-	-	-	NA	3200
(d) Overseas Depositories (holding DRs) (balancing figure)	-	-	-	-	-	-	-	-	-	-	-	-	-	NA	-




Table III- Statement showing shareholding pattern of the Public shareholder

Category & Name of the Shareholders (I)	No. of Shareholder (III)	paid up equity shares	y paid up	of shares	Shares held (VII= IV+V+VI)	Holding % calculated as	Number of Voting Rights held in each class of securities (IX)			Shares underlying	Shareholding, as a %	Number of Locked in shares (XII)		shares pledged or otherwise		equity shares held in
							No. of Voting rights					No. (a)	As a % of total shares held (b)	No. (a)	As a % of total shares held (b)	
(e) Any other (Specify)	419	1892389			1892389	22.75	1892389		1892389	22.75						1886661
i Body corporate:-																
Holding More than 1%																
SUNDARAM FINANCE HOLDINGS LIMITED	1	1540784	-	-	1540784	18.52	1540784	-	1540784	18.52	-	-	-	-	NA	1540784
Holding below 1%	102	116553	-	-	116553	1.40	116553	-	116553	1.40	-	-	-	-	NA	111907
ii Clearing Members	22	687	-	-	687	0.01	687	-	687	0.01	-	-	-	-	NA	687
iii Trusts	1	400	-	-	400	0.00	400	-	400	0.00	-	-	-	-	NA	400
iv HUF	176	65183	-	-	65183	0.78	65183	-	65183	0.78	-	-	-	-	NA	64333
v NRI	115	113595			113595	1.37	113595		113595	1.37	-	-	-	-	NA	113363
vi India Motor Parts & Accessories Ltd - Unclaimed Securities Demat Suspense Account	1	15229	-	-	15229	0.18	15229	-	15229	0.18	-	-	-	-	NA	15229
vii IEPF	1	39958	-	-	39958	0.48	39958	-	39958	0.48	-	-	-	-	NA	39958
<b>Sub Total (B)(3)</b>	<b>7539</b>	<b>5055328</b>	<b>0</b>	<b>0</b>	<b>5055328</b>	<b>60.76</b>	<b>5055328</b>	<b>0</b>	<b>5055328</b>	<b>60.76</b>	<b>0</b>	<b>0</b>	<b>0</b>	<b>0</b>	<b>0</b>	<b>4328363</b>
<b>Total Public Shareholding (B) = (B)(1)+(B)(2)+(B)(3)</b>	<b>7545</b>	<b>5764554</b>	<b>0</b>	<b>0</b>	<b>5764554</b>	<b>69.29</b>	<b>5764554</b>	<b>0</b>	<b>5764554</b>	<b>69.29</b>	<b>0</b>	<b>0</b>	<b>0</b>	<b>0</b>	<b>0</b>	<b>5037589</b>
Details of the shareholders acting as persons in Concert including their Shareholding (No.and %)																
Details of Shares which remain unclaimed may be given hear along with details such as number of shareholders, outstanding shares held in demat/Unclaimed suspense account,voting rights which are frozen etc..																




Table IV - Statement showing shareholding pattern of the Non Public shareholder

Category & Name of the Shareholders (I)	PAN (II)	No. of Shareholder (III)	No. of fully paid up equity shares held (IV)	Partly paid up equity shares held (V)	Nos. of shares underlying Depository Receipts (VI)	Total nos. Shares held (VII= IV+V+VI)	Shareholding % calculated as per SCRR 1957 As a % of (A+B+C2) (VIII)	Number of Voting Rights held in each class of securities (IX)			No of Shares underlying Outstanding convertible securities (including Warrants) (X)	Total shareholding as a % assuming full conversion of convertible securities (as a percentage of diluted share capital) (XI)	Number of Locked in shares (XII)		Number of shares pledged or otherwise encumbered (XIII)		Number of equity shares held in dematerialized form (XIV) (Not applicable)	
								Class X	Class Y	Total			No.	As a % of total shares held	No. (not applicable)	As a % of total shares held (Not applicable)		
Custodian / DR holder	-	-	-	-	-	-	-	-	-	-	-	-	-	-	-	-	-	-
Name of DR Holder (if available)	-	-	-	-	-	-	-	-	-	-	-	-	-	-	-	-	-	-
Employee Benefit Trust (Under EBI (share based employee benefit) Regulations 2014)	-	-	-	-	-	-	-	-	-	-	-	-	-	-	-	-	-	-
Total Non- Promoter - Non Public shareholding (C) = (C)(1) (C)(2)	0	0	0	0	0	0	0	0	0	0	0	0	0	0	0	0	0	0

